

# Lecture 16

## Independence, Covariance and Correlation of Discrete Random Variables

### Definition

Two discrete random variables  $X$  and  $Y$  defined on the same sample space are said to be independent if for any two numbers  $x$  and  $y$  the two events  $(X=x)$  and  $(Y=y)$  are independent  $\Leftrightarrow$

$$P((X=x) \cap (Y=y)) = P(X=x)P(Y=y)$$

$\Leftrightarrow$   $P(X=x, Y=y) = P(X=x)P(Y=y)$  and

$\Leftrightarrow$   $P_{X,Y}(x,y) = P_X(x)P_Y(y)$  (\*)

Now (\*) say the joint pmf  $P_{X,Y}(x,y)$  is determined by the marginal pmf's  $P_X(x)$  and  $P_Y(y)$  by taking the product.

## Problem

In case  $X$  and  $Y$  are independent how do you recover the matrix (table) representing  $P_{X,Y}(x,y)$  from its margins?

Let's examine the table for the standard example

$x \setminus y$	0	1	2	3	
0	$\frac{1}{8}$	$\frac{2}{8}$	$\frac{1}{8}$	0	$\frac{1}{2}$
1	0	$\frac{1}{8}$	$\frac{2}{8}$	$\frac{1}{8}$	$\frac{1}{2}$
	$\frac{1}{8}$	$\frac{3}{8}$	$\frac{3}{8}$	$\frac{1}{8}$	

Note that

$X = \#$  of heads on the first toss

$Y =$  total  $\#$  of heads in all three tosses

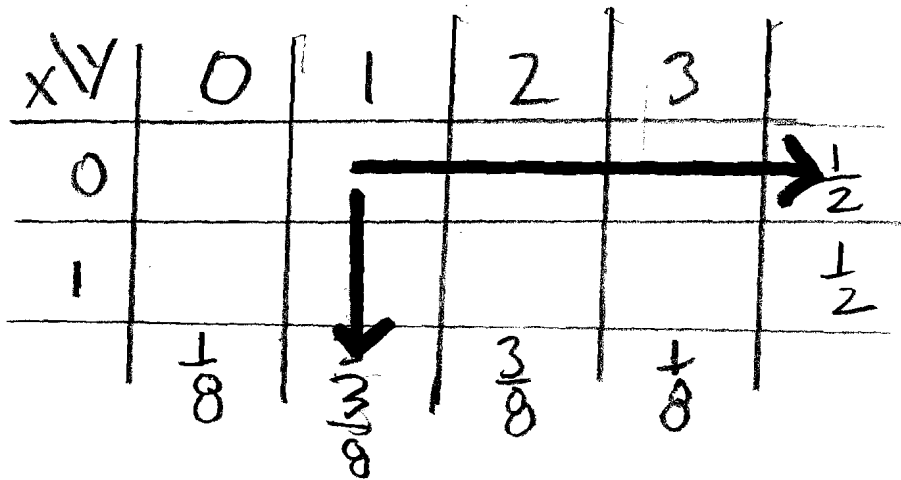
so we wouldn't expect  $X$  and  $Y$  to be independent (if we know  $X=1$  that restricts the values of  $Y$ ).

Lets use the formula (\*)

It says the following.

Each position inside the table corresponds to two position on the margins

1. Go to the right
2. Go down



So in the picture

1. If we go right we get  $\frac{1}{2}$
2. If we go down we get  $\frac{3}{8}$

If  $X$  and  $Y$  are independent then the formula ~~is~~ says the entry inside the table is obtain by multiplying 1- and 2

$X \setminus Y$	0	1	2	3	
0		$\frac{3}{16}$			$\frac{1}{2}$
1					$\frac{1}{2}$
	$\frac{1}{8}$	$\frac{3}{8}$	$\frac{3}{8}$	$\frac{1}{8}$	

*Note: In the original image, a horizontal arrow points from the  $\frac{3}{16}$  cell to the  $\frac{1}{2}$  marginal value, and a vertical arrow points from the  $\frac{3}{16}$  cell to the  $\frac{3}{8}$  marginal value.*

So if  $X$  and  $Y$  were independent then we would get

$X \setminus Y$	0	1	2	3	
0	$\frac{1}{16}$	$\frac{3}{16}$	$\frac{3}{16}$	$\frac{1}{16}$	$\frac{1}{2}$
1	$\frac{1}{16}$	$\frac{3}{16}$	$\frac{3}{16}$	$\frac{1}{16}$	$\frac{1}{2}$
	$\frac{1}{8}$	$\frac{3}{8}$	$\frac{3}{8}$	$\frac{1}{8}$	

(#)

So as we expected

for the basic example

X and Y are not independent.

6

From (\*) on page 5 we

have

$x \backslash y$	0	1	2	3
0	$\frac{1}{8}$	$\frac{2}{8}$	$\frac{1}{8}$	0
1	0	$\frac{1}{8}$	$\frac{2}{8}$	$\frac{1}{8}$

(\*)

This is not the same as

(#).

# Covariance and Correlation

7

In the "real world" e.g. the newspaper one often hears (reads) that two quantities are correlated. This word is often taken to be synonymous with causality. This is not correct and the difference is extremely important even in real life. Here are two real world examples of correlations

1. Being rich and driving an expensive car
2. Smoking and lung cancer.

In the first case there is no causality whereas it is critical that in the second there is.

8  
Statisticians can observe correlations (say for 2.) but not causalities.

Now for the mathematical theory

---

## Covariance

Definition Suppose  $X$  and  $Y$  are discrete and defined on the same sample space. Then the covariance  $\text{Cov}(X, Y)$  between  $X$  and  $Y$  is defined by

$$\text{Cov}(X, Y) = E((X - \mu_X)(Y - \mu_Y))$$

$$= \sum_{x, y} (x - \mu_X)(y - \mu_Y) p_{X, Y}(x, y)$$



## Remark

9

$$\text{Cov}(X, X) = E((X - \mu_X)^2) = V(X)$$

There is a short cut formula for covariance.

## Theorem (shortcut formula)

$$\text{Cov}(X, Y) = E(XY) - \mu_X \mu_Y$$

## Remark

If you put  $X=Y$  you get the shortcut formula for the variance

$$V(X) = E(X^2) - \mu_X^2$$

Recall that  $X$  and  $Y$  are

$$\text{independent} \Leftrightarrow P_{X,Y}(x,y) = P_X(x) P_Y(y)$$

## Theorem

$X$  and  $Y$  are independent

$$\Rightarrow \text{Cov}(X, Y) = 0$$

(the reverse implication does not always hold).

## Proof

$$E(XY) = \sum_{x,y} xy P_{X,Y}(x,y)$$

Now if  $X$  and  $Y$  are independent

then

$$P_{X,Y}(x,y) = P_X(x) P_Y(y)$$

so

$$E(XY) = \sum_{x,y} xy P_X(x) P_Y(y)$$

$$= \sum_x x P_X(x) \sum_y y P_Y(y)$$

$$= \mu_X \mu_Y$$

Hence

$$\text{Cov}(X,Y) = \mu_X \mu_Y - \mu_X \mu_Y$$

$$= 0$$

# Correlation

Let  $X$  and  $Y$  be as before  
 and suppose  $\sigma_X = \sqrt{V(X)}$   
 and  $\sigma_Y = \sqrt{V(Y)}$  be their  
 respective standard deviations.

## Definition

The correlation,  $\text{Corr}(X, Y)$  or  $\rho_{X, Y}$  or just  $\rho$ , is defined by

$$\rho_{X, Y} = \frac{\text{Cov}(X, Y)}{\sigma_X \sigma_Y}$$

Proposition

$$-1 \leq \rho_{X,Y} \leq 1$$

TheoremThe meaning of correlation

1.  $\rho_{X,Y} = 1 \Leftrightarrow Y = aX + b$  with  $a > 0$   
"perfectly correlated"

2.  $\rho_{X,Y} = -1 \Leftrightarrow Y = aX + b$  with  $a < 0$   
"perfectly anticorrelated"

3.  $X$  and  $Y$  are independent

$\Rightarrow \rho_{X,Y} = 0$  but not conversely.

as we will see pg 18-21.

# A Good Citizen's Problem

14

Suppose  $X$  and  $Y$  are discrete with joint pmf given by that of the basic example (\*)

$x \backslash y$	0	1	2	3
0	$\frac{1}{8}$	$\frac{2}{8}$	$\frac{1}{8}$	0
1	0	$\frac{1}{8}$	$\frac{2}{8}$	$\frac{1}{8}$

- (i) Compute  $\text{Cov}(X, Y)$ .
- (ii) Compute  $P_{X, Y}$

## Solution

We first need the marginal distributions

$X$	0	1
$P(X=x)$	$\frac{1}{2}$	$\frac{1}{2}$

so  $X \sim \text{Bin}(1, \frac{1}{2})$  so  $E(X) = \frac{1}{2}$ ,  $V(X) = \frac{1}{4}$   
and  $\sigma_X = \frac{1}{2}$

$Y$	0	1	2	3
$P(Y=y)$	$\frac{1}{8}$	$\frac{3}{8}$	$\frac{3}{8}$	$\frac{1}{8}$

so  $Y \sim \text{Bin}(3, \frac{1}{2})$  so  $E(Y) = \frac{3}{2}$ ,  $V(Y) = \frac{3}{4}$

$$\text{so } \sigma_Y = \frac{\sqrt{3}}{2}$$

Now we need  $E(XY)$  (the hard part)

$$E(XY) = \sum_{x,y} xy P(X=x, Y=y)$$

Trick — we are summing over entries in the matrix times  $xy$  so potentially eight terms

But the four terms from first row don't contribute because  $x=0$  so  $xy=0$ . Also the first term in the second row doesn't contribute since  $y=0$ . So there are only three terms

$$\begin{aligned}
 E(XY) &= (1)(1)\left(\frac{1}{8}\right) + (1)(2)\left(\frac{2}{8}\right) \\
 &\quad + (1)(3)\left(\frac{1}{8}\right) \\
 &= \frac{1}{8} [1 + 4 + 3] = \frac{8}{8} = 1
 \end{aligned}$$

so

$$\begin{aligned}
 \text{Cov}(X, Y) &= E(XY) - \mu_X \mu_Y \\
 &= 1 - \left(\frac{1}{2}\right)\left(\frac{3}{2}\right) = \frac{1}{4}
 \end{aligned}$$



$$(ii) \rho_{X,Y} = \frac{\text{Cov}(X,Y)}{\sigma_X \sigma_Y} \quad 17$$

$$= \frac{1/4}{\left(\frac{1}{2}\right)\left(\frac{\sqrt{3}}{2}\right)} = \frac{1/4}{\sqrt{3}/4}$$

$$= \frac{1}{\sqrt{3}} = \frac{\sqrt{3}}{3}$$

# A cool counterexample

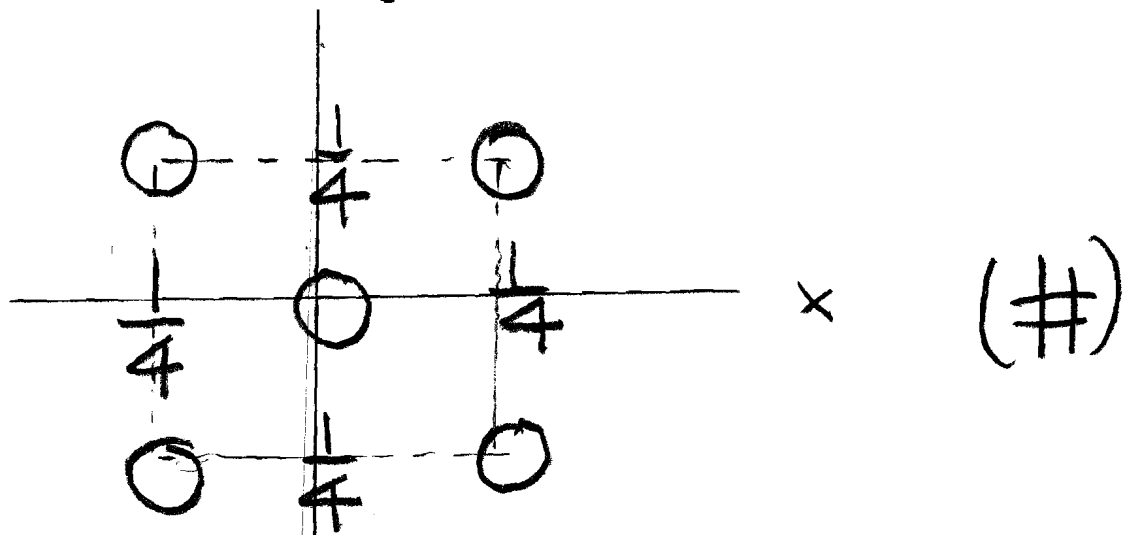
18

We need an example to show

$\text{Cov}(X, Y) = 0 \not\Rightarrow X \text{ and } Y \text{ are independent}$

So we need to describe a pmf.

Here is its "graph"



What does this mean.

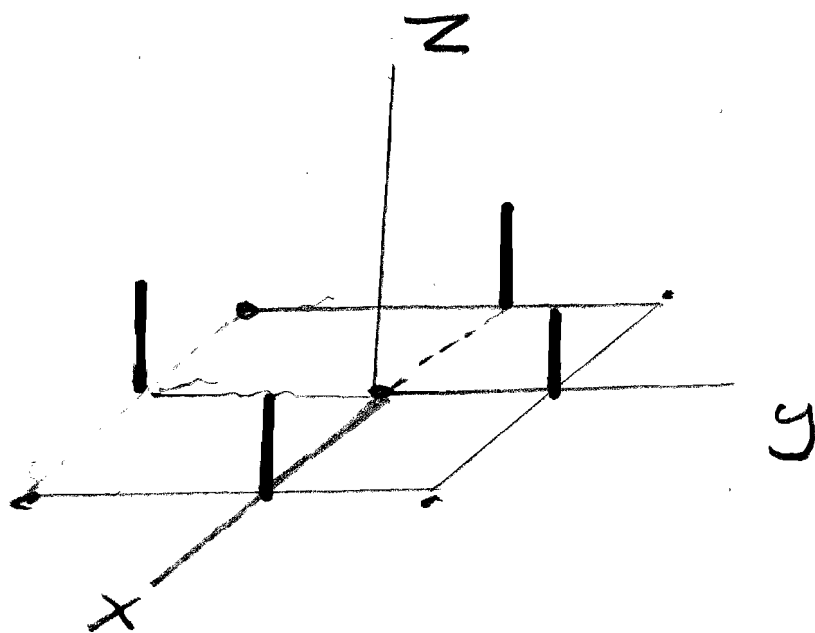
The corner points (with the zeroes)

are  $(1, 1)$ ,  $(1, -1)$ ,  $(-1, -1)$

and  $(-1, 1)$  (clockwise)

and of course the origin.

Here is the bar graph.



The vertical spikes have height  $\frac{1}{4}$ .

The matrix of the pmf is

$x \backslash y$	0	1	
0	0	$\frac{1}{4}$	$\frac{1}{4}$
1	$\frac{1}{4}$	0	$\frac{1}{2}$
	$\frac{1}{4}$	$\frac{1}{2}$	$\frac{1}{4}$

(\*)

I have given the marginal distributions

Here are the tables for the marginal distributions

X	-1	0	1
P(X=x)	1/4	1/2	1/4

$$E(X) = 0$$

Y	-1	0	1
P(Y=y)	1/4	1/2	1/4

$$E(Y) = 0$$

Now for the covariance. Here is the really cool thing.

Every term in the formula for

$E(XY)$  so  $E(XY)$  is the sum of nine zeroes so

$$E(XY) = 0$$

So

$$\text{Cov}(X, Y) = E(XY) - E(X)E(Y) = 0 - (0)(0)$$

But  $X$  and  $Y$  are not independent because if we go from the outside in we get

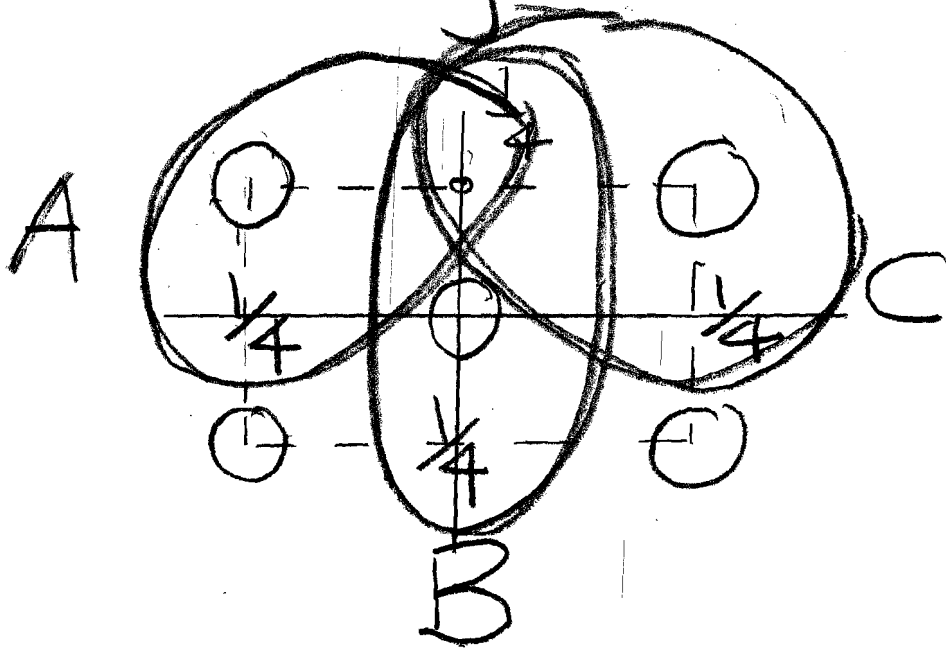
$x \backslash y$	-1	0	1	
-1	$\frac{1}{16}$	$\frac{1}{8}$	$\frac{1}{16}$	$\frac{1}{4}$
0	$\frac{1}{8}$	$\frac{1}{4}$	$\frac{1}{8}$	$\frac{1}{2}$
1	$\frac{1}{16}$	$\frac{1}{8}$	$\frac{1}{16}$	$\frac{1}{4}$
	$\frac{1}{4}$	$\frac{1}{2}$	$\frac{1}{4}$	

(~~\*)~~)

(\*)  $\neq$  (~~\*)~~)

So  $X$  and  $Y$  are not independent

It turns out the picture (#) gives us another counterexample. Consider the following three events



So  $A = \{ (0, 1), (-1, 1), (1, 0) \}$

$B = \{ (0, 1), (0, 0), (0, -1) \}$

$C = \{ (0, 1), (1, 1), (1, 0) \}$

We claim

1.  $A, B, C$  are pairwise independent but not independent.

That is

$$P(A \cap B) = P(A)P(B)$$

$$P(A \cap C) = P(A)P(C)$$

$$P(B \cap C) = P(B)P(C)$$

but

$$P(A \cap B \cap C) = P(A)P(B)P(C)$$

Let's check this.

24

$$P(A) = P(\{(0,1), (-1,1), (-1,0)\})$$

$$= \frac{1}{2}$$

$$P(B) = P(\{(0,1), (0,0), (0,-1)\})$$

$$= \frac{1}{2}$$

$$P(C) = P(\{(0,1), (1,1), (1,0)\})$$

$$= \frac{1}{2}$$

$$A \cap B = \{(0,1)\}$$

$$A \cap C = \{(0,1)\}$$

$$B \cap C = \{(0,1)\}$$

So they all of probability  $\frac{1}{4}$ .



So

$$P(A \cap B) = P(A) P(B)$$

$$\frac{1}{4} \quad \uparrow \quad \left(\frac{1}{2}\right) \left(\frac{1}{2}\right)$$

Yes and the same for  $A \cap C$  and  $B \cap C$ .

But  $A \cap B \cap C = \{(0, 1)\}$

so  $P(A \cap B \cap C) = P(\{(0, 1)\}) = \frac{1}{4}$

But  $P(A)P(B)P(C) = \left(\frac{1}{2}\right)\left(\frac{1}{2}\right)\left(\frac{1}{2}\right)$

$$= \frac{1}{8}$$

So

$$P(A \cap B \cap C) \neq P(A)P(B)P(C)$$

# An Analogy with Vectors 26

Here is how I remember the properties of covariance (I learned statistics long after I learned about vectors).

This analogy really comes from advanced mathematics on the notion of a "Hilbert space".

corresponds to

Random variable  $\longleftrightarrow$  vector  $\vec{v}$   
in  $\mathbb{R}^2$

$\text{Cov}(X, Y) \longleftrightarrow$  the dot product  
 $\vec{u} \cdot \vec{v}$

so

$V(X) = \text{Cov}(X, X) \longleftrightarrow \vec{u} \cdot \vec{u} = \|\vec{u}\|^2$

Sos,

27

$$\sigma_X = \sqrt{V(X)} \longleftrightarrow \sqrt{\vec{u} \cdot \vec{u}} = \|\vec{u}\|$$

the length of  
the vector  $\vec{u}$

Now given two vectors in the plane the (unoriented) angle between them which I will denote  $\angle(\vec{u}, \vec{v})$  is the inverse cosine of  $\frac{\vec{u} \cdot \vec{v}}{\|\vec{u}\| \|\vec{v}\|}$

that is

$$\cos(\angle(\vec{u}, \vec{v})) = \frac{\vec{u} \cdot \vec{v}}{\|\vec{u}\| \|\vec{v}\|}$$



So what does this

correspond to in the

world of random variables

$$\frac{\vec{u} \cdot \vec{v}}{\|\vec{u}\| \|\vec{v}\|} \longleftrightarrow \frac{\text{Cov}(X, Y)}{\sigma_X \sigma_Y}$$

But this is just the

correlation  $\text{Corr}(X, Y) = \rho_{X, Y}$ .

$$\rho_{X, Y} \longleftrightarrow \cos \angle(\vec{u}, \vec{v})$$


So what do we get from

all this?

## Positive Correlation

29

$$\cos \angle(\vec{u}, \vec{v}) = 1 \iff \angle(\vec{u}, \vec{v}) = 0$$



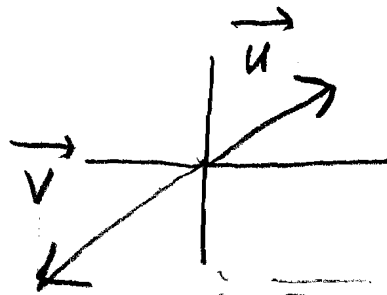
$\vec{u}$  and  $\vec{v}$  lie in the same ray (half-line) so  $\vec{u} = a\vec{v}$ ,  $a > 0$ .

Now what about correlation

$$\text{Corr}(X, Y) = 1 \iff Y = aX + b \quad \text{with } a > 0.$$

## Negative Correlation

$$\cos \angle(u, v) = -1 \iff \angle(u, v) = \pi$$



$$\iff \vec{u} = a\vec{v}, \quad a < 0$$

What about correlation

30


$$\text{Corr}(X, Y) = -1 \iff Y = aX + b$$

with  $a < 0$

Zero Correlation

$$\cos \angle(\vec{u}, \vec{v}) = 0 \iff \vec{u} \cdot \vec{v} = 0$$

$\iff \vec{u}$  and  $\vec{v}$   
are orthogonal



$$\text{Corr}(X, Y) = 0 \iff X \text{ and } Y$$

are independent

# Bottom Line

3

Intuitively  $\rho_{X,Y}$

corresponds to the

cosine of the angle

between the two random

variables  $X$  and  $Y$