

Lecture 4: The Cheeger Constant and the Spectral Gap

Radu Balan

Department of Mathematics, AMSC and NWC
University of Maryland, College Park, MD

April 4, 2024

Eigenvalues of Laplacians

$\Delta, L, \tilde{\Delta}$

Today we discuss the spectral theory of graphs. Recall the Laplacian matrices:

$$\Delta = D - A \quad , \quad \Delta_{ij} = \begin{cases} d_i & \text{if } i = j \\ -1 & \text{if } (i, j) \in \mathcal{E} \\ 0 & \text{otherwise} \end{cases}$$

$$L = D^{\#} \Delta \quad , \quad L_{i,j} = \begin{cases} 1 & \text{if } i = j \text{ and } d_i > 0 \\ -\frac{1}{d(i)} & \text{if } (i, j) \in \mathcal{E} \\ 0 & \text{otherwise} \end{cases}$$

$$\tilde{\Delta} = D^{\#/2} \Delta D^{\#/2} \quad , \quad \tilde{\Delta}_{i,j} = \begin{cases} 1 & \text{if } i = j \text{ and } d_i > 0 \\ -\frac{1}{\sqrt{d(i)d(j)}} & \text{if } (i, j) \in \mathcal{E} \\ 0 & \text{otherwise} \end{cases}$$

Eigenvalues of Laplacians

$\Delta, L, \tilde{\Delta}$

Today we discuss the spectral theory of graphs. Recall the Laplacian matrices:

$$\Delta = D - A \quad , \quad \Delta_{ij} = \begin{cases} d_i & \text{if } i = j \\ -1 & \text{if } (i, j) \in \mathcal{E} \\ 0 & \text{otherwise} \end{cases}$$

$$L = D^\# \Delta \quad , \quad L_{i,j} = \begin{cases} 1 & \text{if } i = j \text{ and } d_i > 0 \\ -\frac{1}{d(i)} & \text{if } (i, j) \in \mathcal{E} \\ 0 & \text{otherwise} \end{cases}$$

$$\tilde{\Delta} = D^{\#/2} \Delta D^{\#/2} \quad , \quad \tilde{\Delta}_{i,j} = \begin{cases} 1 & \text{if } i = j \text{ and } d_i > 0 \\ -\frac{1}{\sqrt{d(i)d(j)}} & \text{if } (i, j) \in \mathcal{E} \\ 0 & \text{otherwise} \end{cases}$$

Remark: $D^\#, D^{\#/2}$ denote the pseudoinverses of D and $D^{1/2}$ respectively.

Eigenvalues of Laplacians

$\Delta, L, \tilde{\Delta}$

What do we know about the set of eigenvalues of these matrices for a graph G with n vertices?

- 1 $\Delta = \Delta^T \geq 0$ and hence its eigenvalues are non-negative real numbers.
- 2 $eigs(\tilde{\Delta}) = eigs(L) \subset [0, 2]$.
- 3 0 is always an eigenvalue and its multiplicity equals the number of connected components of G ,

$$\dim \ker(\Delta) = \dim \ker(L) = \dim \ker(\tilde{\Delta}) = \# \text{connected components.}$$

Eigenvalues of Laplacians

$\Delta, L, \tilde{\Delta}$

What do we know about the set of eigenvalues of these matrices for a graph G with n vertices?

- 1 $\Delta = \Delta^T \geq 0$ and hence its eigenvalues are non-negative real numbers.
- 2 $eigs(\tilde{\Delta}) = eigs(L) \subset [0, 2]$.
- 3 0 is always an eigenvalue and its multiplicity equals the number of connected components of G ,

$$\dim \ker(\Delta) = \dim \ker(L) = \dim \ker(\tilde{\Delta}) = \# \text{connected components.}$$

Let $0 = \lambda_0 \leq \lambda_1 \leq \dots \leq \lambda_{n-1}$ be the eigenvalues of $\tilde{\Delta}$. Denote $\lambda(G) = \max_{1 \leq i \leq n-1} |1 - \lambda_i|$. Note $\sum_{i=1}^{n-1} \lambda_i = \text{trace}(\tilde{\Delta}) = n$. Hence the average eigenvalue is about 1. $1 - \lambda(G)$ is called *the absolute gap*. $\lambda(G)$ is called the *relative gap* and measures the spread of eigenvalues away from 1.

The absolute spectral gap

 $\lambda(G)$

The main result in [8] says that for connected graphs w/h.p.:

$$\lambda_1 \geq 1 - \frac{C}{\sqrt{\text{Average Degree}}} = 1 - \frac{C}{\sqrt{p(n-1)}} = 1 - C\sqrt{\frac{n}{2m}}.$$

Theorem (For class $\mathcal{G}_{n,p}$)

Fix $\delta > 0$ and let $p > (\frac{1}{2} + \delta)\log(n)/n$. Let $d = p(n-1)$ denote the expected degree of a vertex. Let \tilde{G} be the giant component of the Erdős-Rényi graph. For every fixed $\varepsilon > 0$, there is a constant $C = C(\delta, \varepsilon)$, so that for non-zero eigenvalues of $\tilde{\Delta}$,

$$\lambda(\tilde{G}) := \max_{\lambda_k > 0} (|1 - \lambda_k|) \leq \frac{C}{\sqrt{d}} = C\sqrt{\frac{n}{2m}}$$

with probability at least $1 - Cn \exp(-(2 - \varepsilon)d) - C \exp(-d^{1/4} \log(n))$.

The absolute spectral gap

 $\lambda(G)$

The main result in [8] says that for connected graphs w/h.p.:

$$\lambda_1 \geq 1 - \frac{C}{\sqrt{\text{Average Degree}}} = 1 - \frac{C}{\sqrt{p(n-1)}} = 1 - C\sqrt{\frac{n}{2m}}.$$

Theorem (For class $\Gamma^{n,m}$)

Fix $\delta > 0$ and let $m > \frac{1}{2}(\frac{1}{2} + \delta)n \log(n)$. Let $d = \frac{2m}{n}$ denote the expected degree of a vertex. Let \tilde{G} denote the giant component of the Erdős-Rényi graph. For every fixed $\varepsilon > 0$, there is a constant $C = C(\delta, \varepsilon)$, so that for non-zero eigenvalues of $\tilde{\Delta}$,

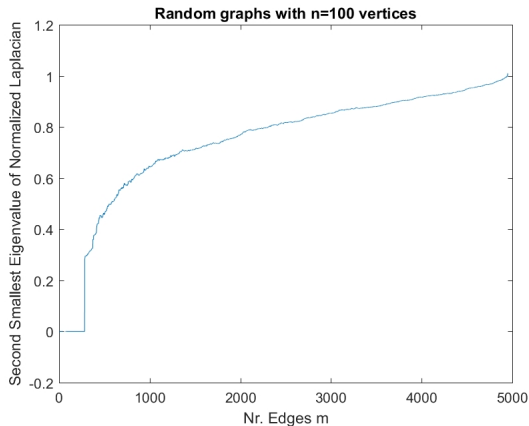
$$\lambda(\tilde{G}) := \max_{\lambda_k > 0} (|1 - \lambda_k|) \leq \frac{C}{\sqrt{d}} = C\sqrt{\frac{n}{2m}}$$

with probability at least $1 - Cn \exp(-(2 - \varepsilon)d) - C \exp(-d^{1/4} \log(n))$.

Random graphs

λ_1 for random graphs

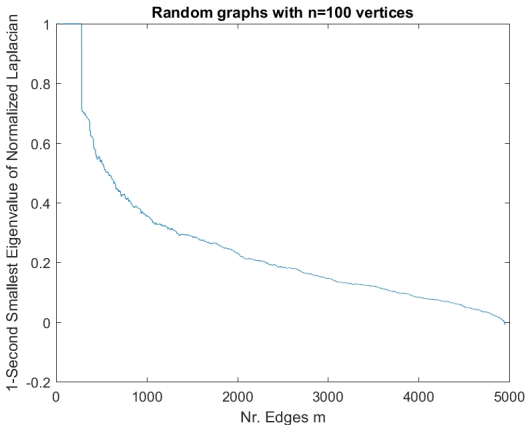
Results for $n = 100$ vertices: $\lambda_1(\tilde{G}) \approx 1 - \frac{C}{\sqrt{m}}$.



Random graphs

$1 - \lambda_1$ for random graphs

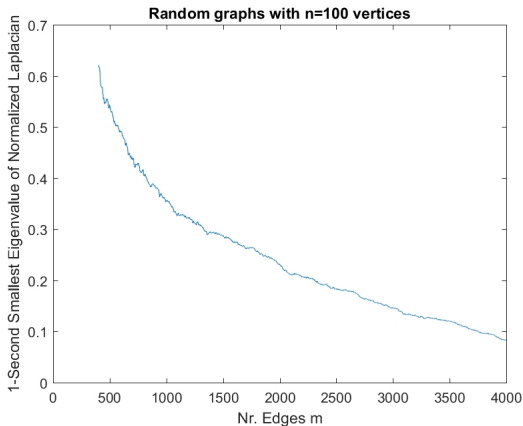
Results for $n = 100$ vertices: $1 - \lambda_1(\tilde{G}) \approx \frac{C}{\sqrt{m}}$.



Random graphs

$1 - \lambda_1$ for random graphs

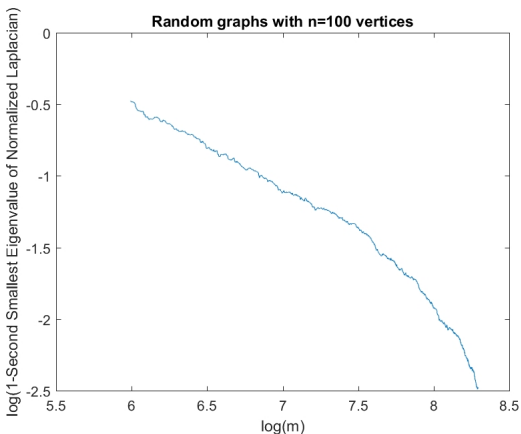
Results for $n = 100$ vertices: $1 - \lambda_1(\tilde{G}) \approx \frac{C}{\sqrt{m}}$. Detail.



Random graphs

$\log(1 - \lambda_1)$ vs. $\log(m)$ for random graphs

Results for $n = 100$ vertices: $\log(1 - \lambda_1(\tilde{G})) \approx b_0 - \frac{1}{2} \log(m)$.



The absolute spectral gap

Proof

How to obtain such estimates? Following [4]:

First note: $\lambda_i = 1 - \lambda_i(D^{-1/2}AD^{-1/2})$. Thus

$$\lambda(G) = \max_{1 \leq i \leq n-1} |1 - \lambda_i| = \|D^{-1/2}AD^{-1/2}\| = \sqrt{\lambda_{\max}((D^{-1/2}AD^{-1/2})^2)}$$

Ideas:

- ① For $X = D^{-1/2}AD^{-1/2}$, and any positive integer $k > 0$,

$$\lambda_{\max}(X^2) = \left(\lambda_{\max}(X^{2k})\right)^{1/k} \leq \left(\text{trace}(X^{2k})\right)^{1/k}$$

- ② (Markov's inequality)

$$\text{Prob}\{\lambda(G) > t\} = \text{Prob}\{\lambda(G)^{2k} > t^{2k}\} \leq \frac{1}{t^{2k}} \mathbb{E}[\text{trace}(X^{2k})].$$

The absolute spectral gap

Proof (2)

Consider the easier case when $D = dl$ (all vertices have the same degree):

$$\mathbb{E}[\text{trace}(X^{2k})] = \frac{1}{d^{2k}} \mathbb{E}[\text{trace}(A^{2k})].$$

The expectation turns into numbers of $2k$ -cycles and loops. Combinatorial kicks in ...

The absolute spectral gap

Proof (2)

Consider the easier case when $D = dl$ (all vertices have the same degree):

$$\mathbb{E}[\text{trace}(X^{2k})] = \frac{1}{d^{2k}} \mathbb{E}[\text{trace}(A^{2k})].$$

The expectation turns into numbers of $2k$ -cycles and loops. Combinatorial kicks in ...

Remark

Bernstein's "trick" (Chernoff bound) for $X \geq 0$, (the "Laplace method")

$$\text{Prob}\{X \leq t\} = \text{Prob}\{e^{-sX} \geq e^{-st}\} \leq \inf_{s \geq 0} \frac{\mathbb{E}[e^{-sX}]}{e^{-st}} = \inf_{s \geq 0} e^{st} \int_0^\infty e^{-sx} p_X(x) dx$$

If $P\{X < t\} > 0$ then the infimum is achieved, hence it becomes a minimum.

Such bounds give exponential decay instead of $\frac{1}{t}$ or $\frac{1}{t^2}$.

The Cheeger constant

Partitions

Fix a graph $G = (\mathcal{V}, \mathcal{E})$ with n vertices and m edges. We try to find an optimal partition $\mathcal{V} = A \cup B$ that minimizes a certain quantity.

Here are the concepts:

- 1 For two disjoint sets of vertices A and B , $E(A, B)$ denotes the set of edges that connect vertices in A with vertices in B :

$$E(A, B) = \{(x, y) \in \mathcal{E} \text{ , } x \in A \text{ , } y \in B\}.$$

- 2 The *volume* of a set of vertices is the sum of its degrees:

$$\text{vol}(A) = \sum_{x \in A} d_x.$$

- 3 For a set of vertices A , denote $\bar{A} = \mathcal{V} \setminus A$ its complement.

The Cheeger constant

h_G

The *Cheeger constant* h_G is defined as

$$h_G = \min_{S \subset V} \frac{|E(S, \bar{S})|}{\min(\text{vol}(S), \text{vol}(\bar{S}))}.$$

Remark

It is a min edge-cut problem: This means, find the minimum number of edges that need to be cut so that the graph becomes disconnected, while the two connected components are not too small.

There is a similar min vertex-cut problem, where $E(S, \bar{S})$ is replaced by $\delta(S)$, the set of boundary points of S (the constant is denoted by g_G).

Remark

The graph is connected iff $h_G > 0$.

The Cheeger inequalities

h_G and λ_1

See [2](ch.2):

Theorem

For a connected graph

$$2h_G \geq \lambda_1 > 1 - \sqrt{1 - h_G^2} > \frac{h_G^2}{2}.$$

Equivalently:

$$\sqrt{2\lambda_1} > \sqrt{1 - (1 - \lambda_1)^2} > h_G \geq \frac{\lambda_1}{2}.$$

Why is it interesting: finding the exact h_G is a NP-hard problem.

The Cheeger inequalities

Proof of upper bound

Why the upper bound: $2h_G \geq \lambda_1$?

All starts from understanding what λ_1 is:

$$\Delta \mathbf{1} = 0 \rightarrow \tilde{\Delta} D^{1/2} \mathbf{1} = 0$$

Hence an eigenvector associated to $\lambda_0 = 0$ is

$$g^0 = (\sqrt{d_1}, \sqrt{d_2}, \dots, \sqrt{d_n})^T.$$

The eigenpair (λ_1, g^1) is given by a solution of the following optimization problem:

$$\lambda_1 = \min_{h \perp g^0} \frac{\langle \tilde{\Delta} h, h \rangle}{\langle h, h \rangle}$$

In particular any h so that $\langle h, g^0 \rangle = \sum_{k=1}^n h_k \sqrt{d_k} = 0$ satisfies

$$\langle \tilde{\Delta} h, h \rangle \geq \lambda_1 \|h\|^2.$$

The Cheeger inequalities

Proof of upper bound (2)

Assume that we found the optimal partition ($A = S, B = \bar{S}$) of \mathcal{V} that minimizes the edge-cut.

Define the following particular n -vector:

$$h_k = \begin{cases} \frac{\sqrt{d_k}}{\text{vol}(A)} & \text{if } k \in A = S \\ -\frac{\sqrt{d_k}}{\text{vol}(B)} & \text{if } k \in B = \mathcal{V} \setminus S \end{cases}$$

One checks that $\sum_{k=1}^n h_k \sqrt{d_k} = 1 - 1 = 0$, and $\|h\|^2 = \frac{1}{\text{vol}(A)} + \frac{1}{\text{vol}(B)}$.
But:

$$\langle \tilde{\Delta} h, h \rangle = \sum_{(i,j): A_{ij}=1} \left(\frac{h_i}{\sqrt{d_i}} - \frac{h_j}{\sqrt{d_j}} \right)^2 = |E(A, B)| \left(\frac{1}{\text{vol}(A)} + \frac{1}{\text{vol}(B)} \right)^2.$$

Thus:

$$2h_G = \frac{2|E(A, B)|}{\min(\text{vol}(A), \text{vol}(B))} \geq |E(A, B)| \left(\frac{1}{\text{vol}(A)} + \frac{1}{\text{vol}(B)} \right) \geq \lambda_1.$$

Min-cut Problems

Initialization

The proof of the upper bound in Cheeger inequality reveals a "good" initial guess of the optimal partition:

- 1 Compute an eigenpair (λ_1, g^1) associated to the second smallest eigenvalue;
- 2 Form the partition:

$$S = \{k \in \mathcal{V} \text{ , } g_k^1 \geq 0\} \text{ , } \bar{S} = \{k \in \mathcal{V} \text{ , } g_k^1 < 0\}$$

Min-cut Problems








Weighted Graphs

The Cheeger inequality holds true for weighted graphs, $G = (\mathcal{V}, \mathcal{E}, W)$.

- $\Delta = D - W$, $D = \text{diag}(w_i)_{1 \leq i \leq n}$, $w_i = \sum_{j \neq i} w_{i,j}$
- $\tilde{\Delta} = D^{\# / 2} \Delta D^{\# / 2} = I - D^{-1/2} W D^{-1/2}$
- $\text{eigs}(\tilde{\Delta}) \subset [0, 2]$
- $h_G = \min_S \frac{\sum_{x \in S, y \in \bar{S}} W_{x,y}}{\min(\sum_{x \in S} D_{x,x}, \sum_{y \in \bar{S}} D_{y,y})}$; $D = \text{diag}(W \cdot 1)$.
- $2h_G \geq \lambda_1 \geq 1 - \sqrt{1 - h_G^2}$
- Good initial guess for optimal partition: Compute the eigenpair (λ_1, g^1) associated to the second smallest eigenvalue of $\tilde{\Delta}$; set:

$$S = \{k \in \mathcal{V} \text{ , } g_k^1 \geq 0\} \text{ , } \bar{S} = \{k \in \mathcal{V} \text{ , } g_k^1 < 0\}$$

References

-  B. Bollobás, **Graph Theory. An Introductory Course**, Springer-Verlag 1979. **99**(25), 15879–15882 (2002).
-  F. Chung, **Spectral Graph Theory**, AMS 1997.
-  F. Chung, L. Lu, The average distances in random graphs with given expected degrees, Proc. Nat.Acad.Sci. 2002.
-  F. Chung, L. Lu, V. Vu, The spectra of random graphs with Given Expected Degrees, Internet Math. **1**(3), 257–275 (2004).
-  R. Diestel, **Graph Theory**, 3rd Edition, Springer-Verlag 2005.
-  P. Erdős, A. Rényi, On The Evolution of Random Graphs
-  G. Grimmett, **Probability on Graphs. Random Processes on Graphs and Lattices**, Cambridge Press 2010.



C. Hoffman, M. Kahle, E. Paquette, Spectral Gap of Random Graphs and Applications to Random Topology, arXiv: 1201.0425 [math.CO] 17 Sept. 2014.



J. Leskovec, J. Kleinberg, C. Faloutsos, Graph Evolution: Densification and Shrinking Diameters, ACM Trans. on Knowl.Disc.Data, **1(1)** 2007.